

- [54] VIDEO GAME CARTRIDGE ASSEMBLY
- [75] Inventors: Frederick W. Thompson, Soquel;
Douglas A. Hardy, Portola Valley;
James C. Asher, San Jose, all of Calif.
- [73] Assignee: Atari, Inc., Sunnyvale, Calif.
- [**] Term: 14 Years
- [21] Appl. No.: 801,156
- [22] Filed: May 27, 1977
- [51] Int. Cl. D16-05; D16-99
- [52] U.S. Cl. D14/11
- [58] Field of Search D34/5 R; D14/11;
D87/1 D; 360/132, 134, 93; 206/387; 242/199,
198; 354/340

D. 248,470 7/1978 Talesfore D14/11
Primary Examiner—Bernard Ansher
Attorney, Agent, or Firm—Stephen S. Townsend


[57] CLAIM

the ornamental design for a video game cartridge assembly, as shown and described.

DESCRIPTION

FIG. 1 is a perspective view of a video game cartridge assembly showing our new design;
 FIG. 2 is a rear elevational view of the video game cartridge assembly shown in FIG. 1;
 FIG. 3 is a right side elevational view of the video game cartridge assembly shown in FIG. 1;
 FIG. 4 is a rear elevational view of the video game cartridge assembly shown in FIG. 1;
 FIG. 5 is a top plan view of the video game cartridge assembly shown in FIG. 1; and
 FIG. 6 is a bottom plan view of the video game cartridge assembly shown in FIG. 1.
 The left side elevation of the video game cartridge assembly is identical to the right side.

- [56] **References Cited**
- U.S. PATENT DOCUMENTS**
- D. 228,789 10/1973 Koni D14/11
- D. 239,736 4/1976 Dudley et al. D14/11
- D. 244,202 5/1977 Corrado et al. D14/11



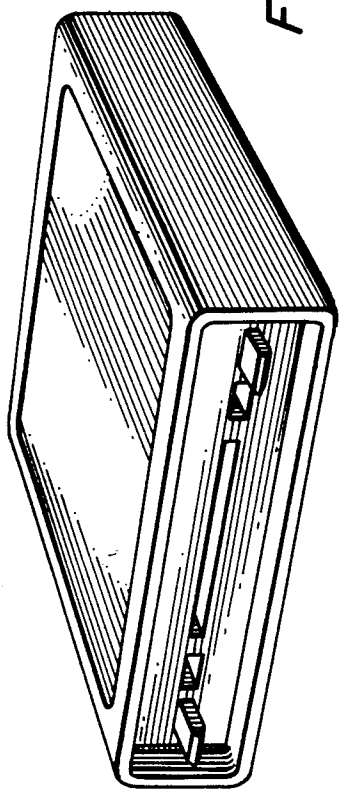


FIG. 1




FIG. 2




FIG. 3

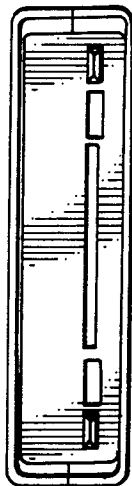


FIG. 4




FIG. 5




FIG. 6